




Series | Bellows vacuum cups SB

High-temperature Thermalon® bellows cups, 2.5 folds – SKT-B2

High-temperature Thermalon® bellows cups, 2.5 folds – SKT-B2

UP TO 160 °C (320 °F) & MINIMUM MARKING




Product notes

Bellows vacuum cups for uneven surfaces especially suited for removing hot plastic parts to be painted from an injection molding machine. Thermalon® is a material mixture specially optimized for the plastics industry with a hardness of 60° Shore A. Connection via plug-in nipple.


Advantage

- > Extremely low-marking
- > Free of silicone and other paint-wetting-impairment substances (PWIS)
- > Long vacuum cup stroke and good adaptation to curved or uneven product surfaces

Technical data

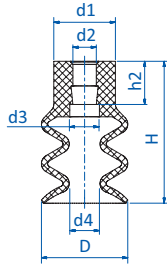
Item no.	Model		Material / Color	Number of folds	Short-term working temperature < 30 Sec [°C (°F)]
21.005.146.19	SKT-B2-5	3	Thermalon® (bl)	2.5	0 - 160 (32 - 320)
21.007.147.19	SKT-B2-7	3	Thermalon® (bl)	2.5	0 - 160 (32 - 320)
21.009.148.19	SKT-B2-9	3	Thermalon® (bl)	2.5	0 - 160 (32 - 320)
21.012.149.19	SKT-B2-12	7	Thermalon® (bl)	2.5	0 - 160 (32 - 320)
21.014.150.19	SKT-B2-14	10	Thermalon® (bl)	2.5	0 - 160 (32 - 320)
21.018.151.19	SKT-B2-18	10	Thermalon® (bl)	2.5	0 - 160 (32 - 320)
21.020.152.19	SKT-B2-20	10	Thermalon® (bl)	2.5	0 - 160 (32 - 320)
21.025.153.19	SKT-B2-25	20	Thermalon® (bl)	2.5	0 - 160 (32 - 320)
21.032.154.19	SKT-B2-32	14.5	Thermalon® (bl)	2.5	0 - 160 (32 - 320)
21.042.155.19	SKT-B2-42	22	Thermalon® (bl)	2.5	0 - 160 (32 - 320)
21.052.156.19	SKT-B2-52	27	Thermalon® (bl)	2.5	0 - 160 (32 - 320)
21.062.157.19	SKT-B2-62	31	Thermalon® (bl)	2.5	0 - 160 (32 - 320)

Accessories

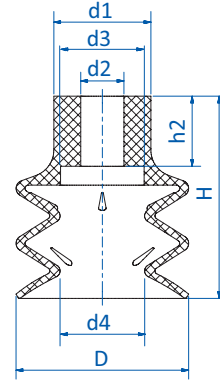
Item no.	 Suitable fittings						
	M5-male	M5-female	M6-male	G1/8-male	G1/8-female	G1/4-male	G1/4-female
21.005.146.19	270.772	270.347	270.104	270.033	270.478	--	--
21.007.147.19	270.772	270.347	270.104	270.033	270.478	--	--
21.009.148.19	270.772	270.347	270.104	270.033	270.478	--	--
21.012.149.19	270.772	270.347	270.104	270.033	270.478	--	--
21.014.150.19	270.772	270.347	270.104	270.033	270.478	--	--
21.018.151.19	270.772	270.347	270.104	270.033	270.478	--	--
21.020.152.19	270.772	270.347	270.104	270.033	270.478	--	--
21.025.153.19	270.772	270.347	270.104	270.033	270.478	--	--
21.032.154.19	--	--	270.315	270.196	270.114	270.190	270.192
21.042.155.19	--	--	270.315	270.196	270.114	270.190	270.192
21.052.156.19	--	--	270.315	270.196	270.114	270.190	270.192
21.062.157.19	--	--	270.315	270.196	270.114	270.190	270.192



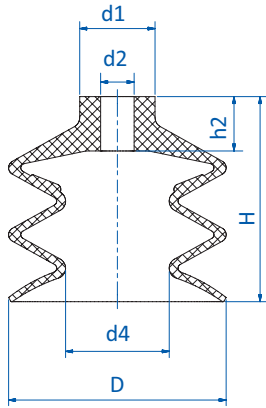
Dimensions



Drawing A



Drawing B



Drawing C

Item no.	Drawing	∅ D [mm]	∅ d1 [mm]	∅ d2 [mm]	∅ d3 [mm]	∅ d4 [mm]	H [mm]	h2 [mm]
21.005.146.19	A	5.3	7	3.8	2.7	2.7	13.5	7
21.007.147.19	A	6.2	9	3.8	--	2.2	13.5	7
21.009.148.19	A	9.2	9	3.8	--	4.6	15	7
21.012.149.19	A	12	10	3.8	4.8	4.8	21	7
21.014.150.19	A	14	10	3.8	4.8	4.8	23	7
21.018.151.19	A	18	10	3.8	4.8	8.1	23	7
21.020.152.19	A	20	10	3.8	4.8	10	23	7
21.025.153.19	A	25	10	3.8	4.8	10	34	7
21.032.154.19	B	32	18	8	15.7	15.7	37.5	13
21.042.155.19	B	42	18	8	15	18	46	13
21.052.156.19	C	52	18	8	--	24.8	49	13
21.062.157.19	C	62	18	8	--	29.4	55	13