

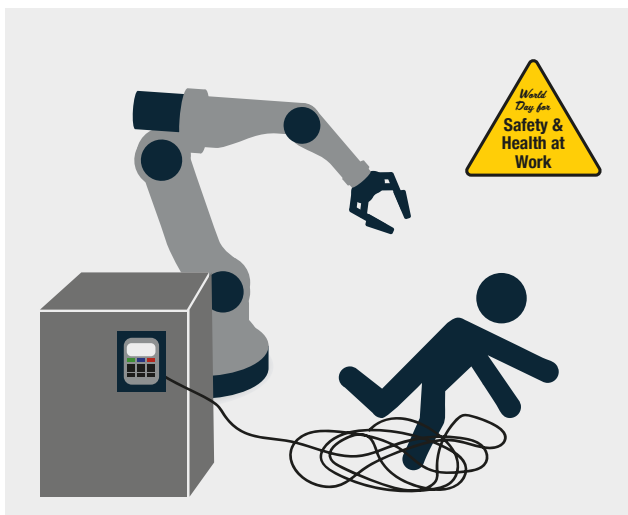
KUKA

Exclusive sale via
KUKA Industries
GmbH & Co. KG



MTPReel™ - KUKA Industries

The automatic cable reel for enhanced workplace safety



Safety First

The connecting cable can be extended to the desired length via a catch system and automatically retracted after use. The rewinding speed is reduced via an integrated brake module, which also ensures that the cable is rewound in a safe and orderly manner. So, hazardous situations, such as trip hazards or cable damage, are now a thing of the past.



Time saving

Time is an essential success factor within the industrial sector and the MTPReel™ helps to save time due to its intuitive operation. The rapid but careful rewinding of the connector cable saves time, which your employees can dedicate to other things.



Operating error avoidance

Using the MTPReel™ will ensure that the operating device is assigned unambiguously to the operator. Lengthy searches for the correct plug-in piece and potential operating errors due to incorrect combinations are avoided.



Plant safety optimisation

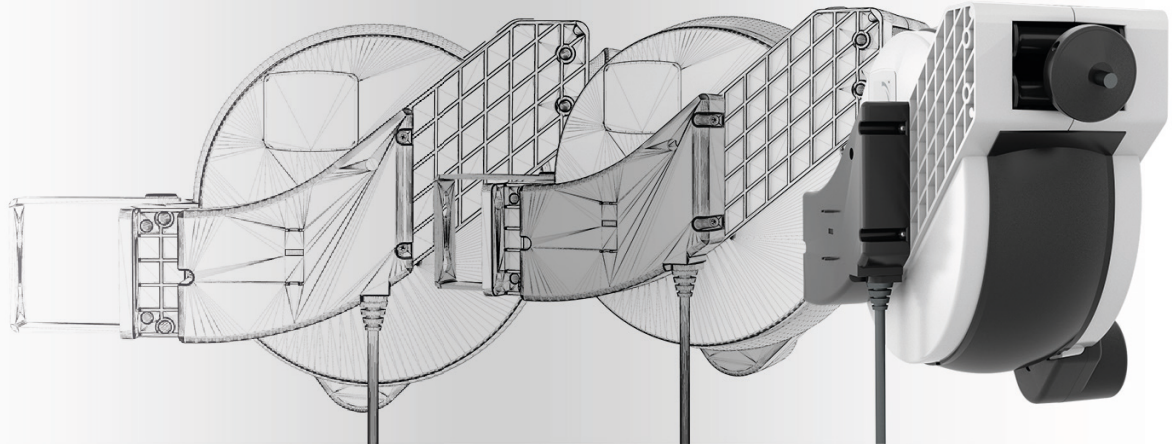
Properly storing the connector cable in the MTPReel™ protects it from dirt and accidental damage, which significantly increases its service life and improves safety within the operational facility.



Patented and tested system – made in Italy

Our partner company in Italy manufactures the MTPReel™ to the highest quality standards.

Technical specifications



Art.-No.	Robot-control	Box size	Length of the extendible cable to the handheld operator panel	Length of power cable to the switch cabinet	Dimensions	Weight
3583561	ROBOTstarV mit PHG 10	MTPReel Medium	12,5 m	2,5 m	322x219x276 mm	6 kg
3583562	ROBOTstarV mit PHG 10-2	MTPReel Medium	12,5 m	2,5 m	322x219x276 mm	6 kg
5509073	ROBOTstarV mit PHG 10-2	MTPReel Large	20 m	2,5 m	450x225x384 mm	9 kg
5509074	ROBOTstarVI mit reisPAD	MTPReel-O™*	Bis 20 m	2,5 m	306x227x434 mm	4 kg
5509074	KRC ROBOTstar mit reisPAD	MTPReel-O™*	Bis 20 m	2,5 m	306x227x434 mm	4 kg
5491746	KRC mit smartPAD	MTPReel-O™*	Bis 20 m	2,5 m	306x227x434 mm	4 kg

* MTPREEL-O™ (open system) without extension cable for easy retrofitting of the existing original connection cable (max. 20 m). Connection cable length can be extended by cable extensions. Observe the maximum connection length according to the ambient conditions in the production environment.



PHG 10



PHG 10-2



reisPAD



smartPAD

The MTPReel™ is available in different models for the hand held PHG 10, PHG 10-2, reisPAD and smartPAD from KUKA Industries.

Extras

- Housing made of shock-resistant material
- Stable, rotatable mounting bracket
- Integrated brake module for a careful cable retraction
- Spring loaded cable retraction system
- Detachable automatic cable release and retraction brake every 50 cm
- Rotating contact transmission system for secure data transmission

Accessories

Installation element

- Profile tube stands (rigid or rotatable)
- Control cabinet fixing plates, aluminium profiles or fence elements

Connection and extension cables

- 10 m and 20 m connection cables available for all MTPReels
- 10 m, 15 m and 20 m extension cables available for all MTPReels

MTPReel-O™ Installation Guide



1

Feed the original SmartPAD cable through the guide rollers



2

Plug the male cable end into the built-in female connector



3

Adjust the strain relief cleat to suit



4

Fasten the cable tie around the outer sheath of the cable



5

Trim off the excess cable tie



6

Insert the plug cover




7

Lock the cover in place by applying pressure



8

The cable as finally installed



9

Attach the cable retraction stopper to the connector cable about 1 - 1.5 m from the SmartPAD



10

Undo the locking bolt on the pretensioned drum coil



11



12

Be careful when removing the locking bolt!



13

Manually wind the connector cable onto coil the first time



14

Place the cover on the attached cover guides at the rear



15

Place the cover on the attached cover guides at the rear