

DATA SHEET

O 5.16

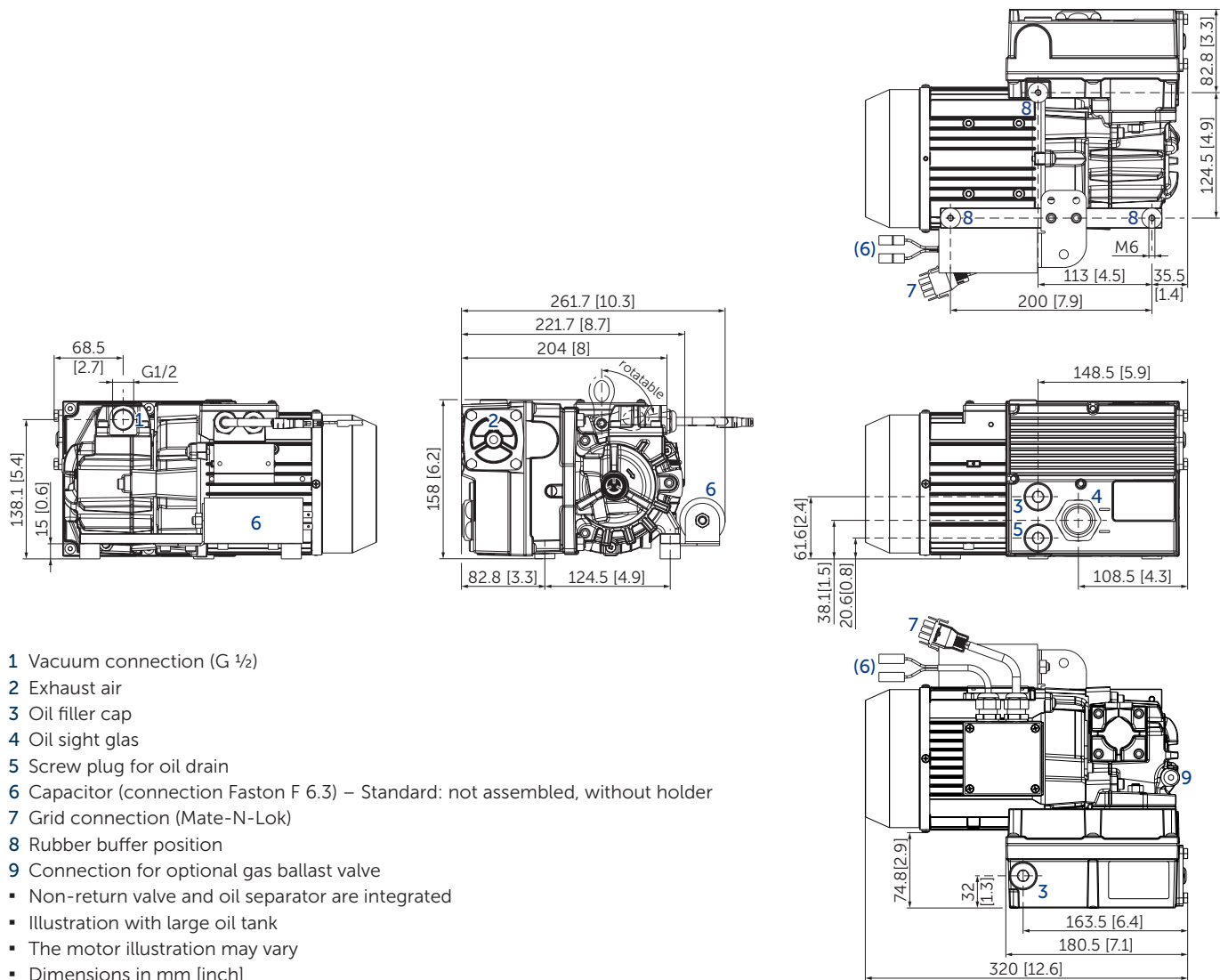
ROTARY VANE VACUUM PUMPS

oil-lubricated

air-cooled

MAKE IT BECKER.





Nominal capacity		Vacuum absolute		Emission sound pressure level ¹⁾		Weight incl. motor	Oil	
m ³ /h		mbar		dB(A)		kg	l	Becker Lube ²⁾
50 Hz	60 Hz	50 Hz	60 Hz	50 Hz	60 Hz			
16	19	2	2	60.5	67	≈18.0/19.5 ³⁾	0.3/0.5 ³⁾	M 68 / M 32 (mineral) S 68 / S 32 (synthetic) SL 68 / SL 32 (food)

¹⁾ According to DIN EN ISO 11203, accuracy class of measurement: class 2, extended measurement uncertainty: 3 dB
 1 m [39.4 inch] distance, at medium load, vacuum connection piped, exhaust side open

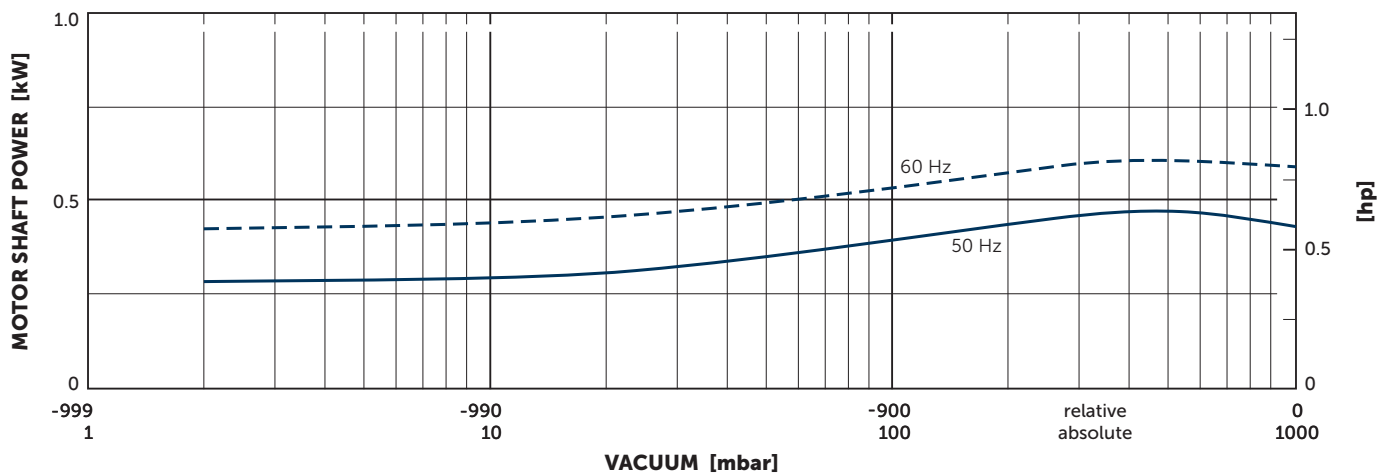
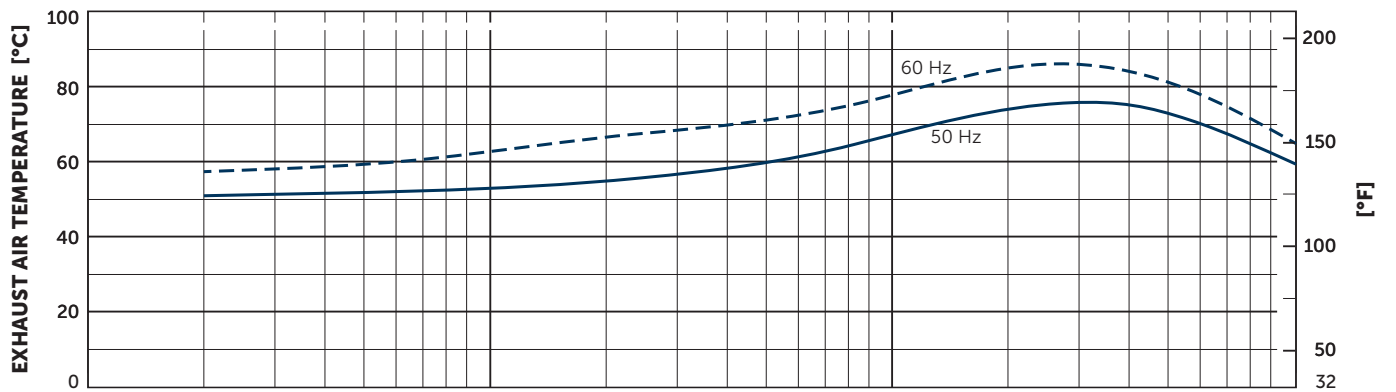
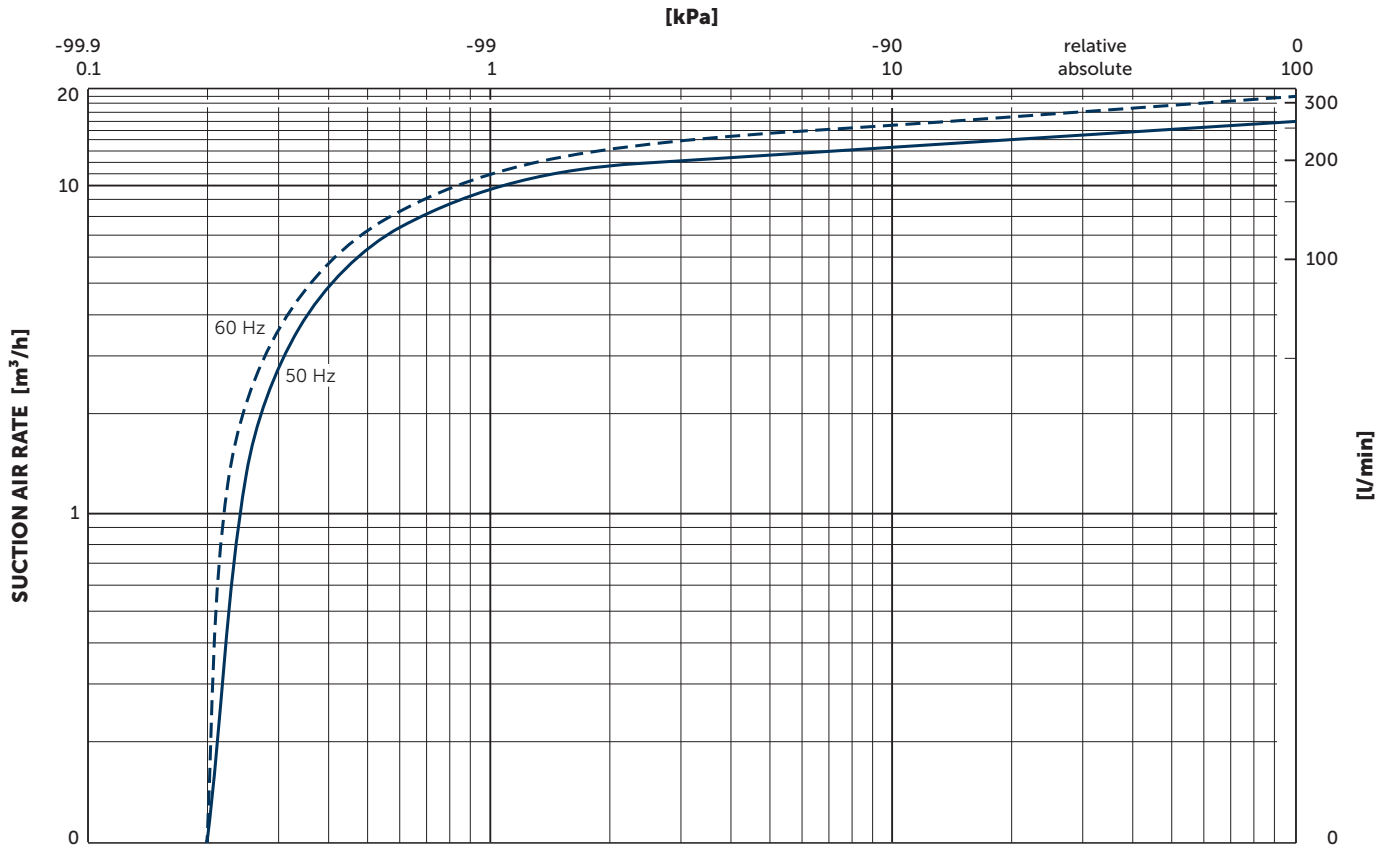
²⁾ See operating instructions

³⁾ Small/large oil tank

1~ Motors										
#	50 Hz				60 Hz				Version	Weight kg
	kW	V	min ⁻¹	A	kW	V	min ⁻¹	A		
01	0.55	220–240	2745–2790	3.9–3.9			–		IP 55 • ISO F • bimetal capacitor 30 µF (450V)	10.1
02	0.55	220–240	2790	3.7	0.66	220–240	3270	4.7	IP 55 • ISO F • bimetal capacitor 30 µF (450V)	10.0
03	0.55	100–110	2770–2810	9.0–8.9	0.66	100–120	3240–3370	10.4–9.3	IP 55 • ISO F • bimetal capacitor 100 µF (330V)	10.8

3~ Motors										
#	50 Hz				60 Hz				Version	Weight kg
	kW	V	min ⁻¹	A	kW	V	min ⁻¹	A		
04	0.55	Δ230/Y400	2890	2.6/1.5	0.66	Δ265/Y460	3470	2.6/1.5	IP55 • ISO F • bimetal	9.3
						Δ230/Y400	3420	2.6/1.5		
05	0.55	Δ200/Y350	2880	2.9/1.7	0.66	Δ200/Y350	3410	3.1/1.8	IP55 • ISO F • bimetal	9.3
						Δ220/Y380	3450	2.9/1.7		
						Y400	3460	1.7		

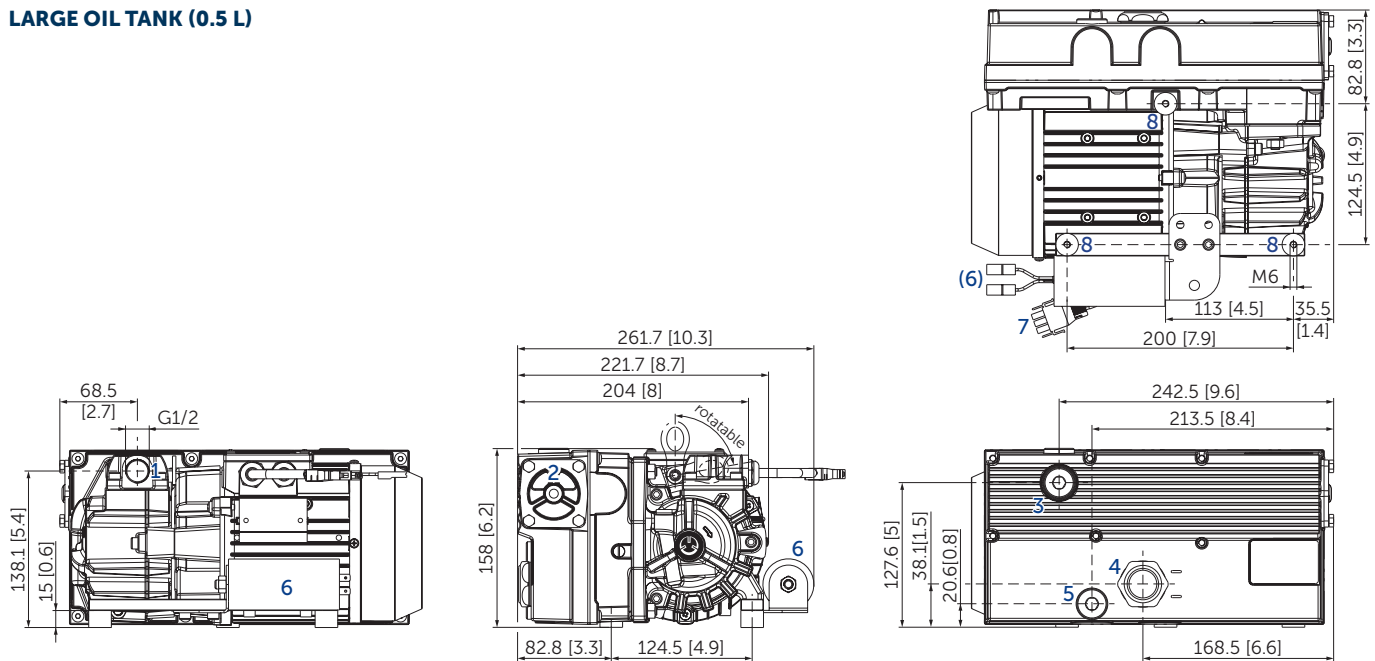
• Current consumption and rotation speed may vary. Tolerance in each case -1.5/+2%



Suction air rate refers to the intake pressure
 Reference data (atmosphere): 1000 mbar (100 kPa), 20°C (68°F)
 Tolerance: ±10%

+ VARIANTS AND ACCESSORIES

LARGE OIL TANK (0.5 L)



- 1 Vacuum connection (G 1/2)
- 2 Exhaust air
- 3 Oil filler cap
- 4 Oil sight glass
- 5 Screw plug for oil drain
- 6 Capacitor (connection Faston F 6.3) – Standard: not assembled, without holder
- 7 Grid connection (Mate-N-Lok)
- 8 Rubber buffer position
- 9 Connection for optional gas ballast valve
 - Non-return valve and oil separator are integrated
 - The motor illustration may vary
 - Dimensions in mm [inch]

GAS BALLAST VALVE

- Version for small amounts of moisture, vacuum <3 mbar
- Version for higher amounts of moisture, vacuum <20 mbar

HOLDER FOR THE CAPACITOR

- O5.21-73 (N^o 01460064300) – see drawings

BECKER LUBE¹⁾

- **M 68** mineral
- **S 68** synthetic
- **SL 68** food
- **M 32** mineral
- **S 32** synthetic
- **SL 32** food

¹⁾ See operating instructions



MAKE IT BECKER.